

Thunder River World-Guardian

March, 2022

©Thunder River Renegades, Inc.

Vol. XII, No 3

The Oldest *Cowboy Action Shooting Club* in Grimes County, Texas

⁹/₁₀ of a mile north of the Texas Renaissance Festival Main Entrance—look for the **Red, White & Blue** sign



Texas Independence Day, March 2, 2022
Happy Birthday Texas, 186 years old!



Next match is Saturday, March 5th
Registration closes at 8:30

RO I & II Class results: the weekend Feb 19-20, a number of our members attended RO Classes taught by RO Instructor **TJD**. Saturday's RO I class was attended by **Tyrel Sackett, Caledonia Red, Crockett, Ramblin' Gambler** and myself. Everyone had a great time while increasing their knowledge of our hobby/sport/obsession. See the next article about the two major changes in SASS rules.



Sunday was RO II class and along with **Caledonia Red, Crockett, Ramblin' Gambler** and me we had **Ranger Bill** join us.

While the RO I test is open book, RO II's is closed book. We are proud to report that everyone passed all tests with flying colors.

We are looking forward to having these fine gentlemen working our posses at future matches.

I will mention that **Doc Holiday** and **Wyatt, TJD's** dogs, were nice enough to rub all over my pants, driving my cats crazy once I got home.



Generic Picture of two Bulldogs

Two New Modifications to SASS Rules: the following changes are now in place for all matches:

1. When a “**Cease Fire**” (red flag) is called the shooter will ground all his firearms immediately. This means the shooter who is currently shooting the rifle or revolver(s) will put them down **without lowering the hammer (decocking.)** The shooter will NOT be penalized for having locked, loaded guns leave their hands. The concern is that a round might inadvertently be fired if/when the hammer is being lowered.
2. If a shooter with loaded guns, leaves the loading table before being called to the firing line by the RO, **they have earned a Stage DQ.**
 - A meeting of the TRR Range Officers Benevolent Association and Knitting Club on March 26, before the match defines earning the SDQ as follows:
 - **Stages 1,4,6-9:** stepping up onto the stage floor
 - **Stages 2,3,5:** being more than arm’s length from the loading table, Remember the loading table on these stages is already on the stage floor
3. Plus, another item I haven’t seen before: *A single-barrel shotgun shooter is allowed to clear a suspected squib from the barrel on the clock in order to make it safe and complete the stage- PROVIDED that both the shooter and the Timer Operator visually verify and confirm that the shotgun has a cleared barrel in order to safely continue using the shotgun.* Notice this says single barrel and not single shot so ‘87s and 97s would fall under this section.

OK, just how it this done, SAFELY? Seems it’s OK to drop something down the chamber to dislodge the obstruction be it the end of a rod or cartridge. Most on the wire felt the majority of obstructions would be a wad and dropping a heavy cartridge, .45-70 or similar, would do the trick. Attacking this from the muzzle end was seen as a safety issue

[Here](#) is a good review for everyone sent by [Lorelei Longshot](#), RO II

Club Election at Next Match: On March 5th the 2022 adult club members will be voting for three officers. Their term of office is for two years. Currently we have the following running for each office:

President: **Blackpowder Burn (BPB)**

Treasurer: **Doc Jim Harvey**

Range Master: **Texas Jack Daniels (TJD)**



We will of course be accepting any additional names from the floor prior to the vote. If nominating someone other than yourself it is customary to get that person's approval to do so.



Blackpowder Burn



Doc Jim Harvey



Texas Jack Daniels

Range Conditions: all reports indicate that the stages are in pretty good repair. Safety stripping of steps is almost complete and all stages are able to be used.


As far as the grounds go: our road could benefit from grading though it is passable at present. Main Street is in good condition although the areas in front of Stages 1 & 2 can be muddy during times of prolonged rain.

Before it gets warmer, we will install fans at Stage 5. Also, at this stage work is being done to make the plate rack functional.

When we locate a lightweight person not afraid of heights, we'll put the tin back in place at the Saloon.

Finally, serious discussions are being held on the fate of the former bathroom building we brought in from Eagle Lake.

Despite the above situations the club is well-equipped to continue to hold matches for the foreseeable future.



Section of central-fire shot Cartridge.

Pistol Primers in Shotgun Shells—cont: **Rusty Elder**

Rusty Elder reports he continues to have good luck replacing the center of expended shotgun primers with Large **Pistol** ones. It takes a bit of time but these days, time is the least of folks' worries.

Further, he has tried using Large Rifle Primers, and while they fit, they don't go off in our slicked up, lightened spring guns. There isn't enough force applied through the hammer to the Rifle Primer to make them ignite.

He welcomes all interested parties with their questions. See him at the matches as well as many of our workdays.

Match Booklet to be Reused: due to the fact no one enjoyed having water run out the end of their shotguns on Feb 26, the match was cancelled. We will put that match back in the rotation and will shoot it at a later date. So, all you who spent the week shadow shooting and practicing in your back yards will not have wasted that time.

Also, the proofreaders **Manassas Jack** and **Doc O'Bay** will have a break from finding all my mistakes.

Thunder River Renegades
February 26, 2022 Match

Version: C

REGISTRATION ENDS AT 8:30

Stage Descriptions and Diagram of Stages
by
cheyenne


Proofreaders:
Manassas Jack
Doc O'Bay

Shooter:					
Stage	Time	Miss	Penalty	Bonus	Total
1					
2					
3					
4					
5					
6					



Fun Fact: TRR has 40 different shooting categories . . . and folks still are trying to get new ones added all the time: *right-handed shooter who speaks Spanish, walks with a limp and is 37.8 miles from the range.*





Drying Out Wet Firearms (▲ seems like a good place to put this): when you come home from a match with wet guns you need to get right to the drying out process. First remove all wood, i.e., grips, forearms, stocks; then tear the gun down as far as you can. My goal is to get all the parts separated with none left

together (I don't remove the hammer strut from the hammer but that's about all I leave together in my rifle, that and the trigger and sear).

Then lay the parts out and let them dry under a ceiling or oscillating fan. Do NOT use heat! Next day I check them all for any rust and lube everything. Then they all go back together hoping there are no parts left over.



I know this is a pain but it sure beats finding the gun covered in rust the next time you get it out.

The Thunder River Mercantile

Osage Mike

Custom Leather for Cowboy Shooters

MIKE GREEN
SASS 49,044

JAYEMGEE@MSN.COM

281 785 2397

Osage Mike's: I'm a one-man shop building custom leather goods for cowboy action shooters. I build holsters, cartridge belts, shotgun belts and cowboy shooter accessories one at a time. TRR member **Osage Mike**,

jayemgee@msn.com Phone: 281.785.2397

Off-Cowboy but still a lot of fun: Did you know that **Crockett** is a Class 3 FFL? This means he can handle **suppressor (silencer)** sales. From the talk round the pavilion this sound like a lot of fun and while not cheap still is within the price range of many of us.

For more details contact him at: trentffl@gmail.com




Everyone has been noticing all the wonderful signs appearing around the range.


We have **Suzie Q** and **GW Ketchum** to thank for them.



Their son commercially makes them up in Willis so if you're in the market for some custom made ones of your own give them a call (936.827.2560) or catch them on Facebook: [click on their name] [Follow Fabrications](#)



R3L Co.
Ruby Red Raw Lead Co.



50 Pounds Raw Lead
Recycled from Indoor Range
\$45.00 each
\$40.00 (3 or more)

rubyredrider.cas@gmail.com

John Powers, Gunsmith



Powers Metal Works
228 Colorado Rd.
Duson, LA 70529

Phone number for Texas
281.513.3438 Cell
281.254.7881 Fax
NEW LA number: 337.940.9400



Down South Leather, *Custom Leather Goods for the Cowboy Life Style* by **Rusty Reb** is proud to announce the opening of its Houston branch. Contact **Rusty** and discuss your needs and wants; he's only an email or phone call away: RustyReb49@Yahoo.com or 346-261-9620

Shooting once a month not enough?

Oakwood Outlaws

2nd Sat. & Sun. every month and the Monday following the 2nd weekend. www.oakwoodoutlaws.org/

Willow Hole Cowboys 3rd Weekend of the month

<http://www.willowholecowboys.com/>

TRR Officers 2021

El Jefe: **Crash**

president@thunderriverrenegades.com

Vice-Pres: **Willie Cheatem**

vicepresident@thunderriverrenegades.com

Secretary: **cheyenne**

secretary@thunderriverrenegades.com

Treasurer: **Osage Mike**

treasurer@thunderriverrenegades.com

Range Master: **Texas Jack Daniels**

RangeMaster@thunderriverrenegades.com

TG: **Texas Jack Daniels (TJD)**

RangeMaster@thunderriverrenegades.com

SASS Rules Reminders (sent along by **Lorelei Longshot**, RO II)

Below are some common misunderstood rules the Shooters/TOs/Spotters/PMs should be aware of.
#SASSRulesRefresher

SHB v. 26.2 (Jan 1, 2022)

HOLSTERS/BELTS:

p. 2: "Main match holsters must be located one on each side of the belly button and separated by at least the width of two fists at the belt. (Note: Pocket pistol and derringer holsters are not "main match" holsters)."

- Pay attention to the words, "each side of the belly button" (this is the holster at the belt and while shooting):

- Might be good to use something to keep the holsters in place so they do not move while shooting.

p. 3: "Ammunition belts must be worn so all ammo is positioned at or below the belly button."

COWBOY PORT-ARMS

p. 13: “Defined as a standing upright with the butt of the long gun at or below the waist of the shooter, the muzzle at or above the shoulder, and the long gun held with both hands.”

COCKED REVOLVER LEAVING HAND

p. 13: “A cocked revolver may never leave a shooters hand, including from one hand to the other. This does not apply when loading or reloading on the firing line.”

- Note that changing the revolver from one hand to the other means transferring from one hand that is gripping the revolver to the other hand gripping the revolver. So if cocked during the transfer, then the penalty is a SDQ.

- When a cocked revolver is holstered, once the shooter removes their hand from the grip, the appropriate penalty will apply. (Clarification 2017 WR TG mtg.)

DECOCKING A FIREARM

p. 14: “No firearm may be decocked on the firing line to avoid a penalty if cocked at the wrong time, position or location once a round has gone downrange. Once a revolver is cocked, the round must be expended (shot). However, if a round has not gone downrange, and under the direction and supervision of the TO, the revolver may be decocked. This requires a positive indication/acknowledgement from the TO for the shooter to do so. (See also “Double Jeopardy” avoidance in Safety & Handling Conventions – All Firearms)”

- Note that if decocked without the direction and supervision of the TO, then the penalty is a SDQ.

- This applies to decocking a revolver at the end of a stage as well, such as when the shooter loses count and the TO says that’s all and the shooter leaves the hammer cocked. By decocking (instead of pulling the trigger safely down range) it’s avoiding a penalty such as holstering a cocked revolver or a cocked revolver leaving the shooter’s hand.

MSV and a MISS

If the shooter receives a MSV (and the correct number of rounds has NOT

been fired as called for by the stage instructions), then it is also a Miss.

CLEARING A LONG GUN AT END OF STAGE

p. 17: "If the long gun is the last firearm used, it must be cleared prior to it leaving the shooters hand(s) at the unloading area."

- Note that after shooting the long gun, the shooter may release the long gun anywhere on the firing line, but must clear it prior to releasing it at the ULT.

LOADING TABLE:

p. 28: "Competitors shall not leave the designated loading area with a loaded firearm unless they are called to the stage as the next competitor to begin the stage by the Timer Operator or Expeditor." Penalty is a SDQ.

170-180 DEGREE RULES

p. 17: "The 170° rule means the muzzle of a firearm must always be straight down range (+/- 85° in any direction). Muzzle direction and muzzle control is important between, before, during, and after shooting a stage. The 170° rule is the backbone of all safe firearm handling and is always in effect." p. 3: "Any firearm that breaks the 170° safety rule will result in a Stage Disqualification."

p. 3: "When drawing a revolver, the muzzle may be oriented into the straight down (180°) as it clears leather; but must then go immediately into the downrange 170° (and vice versa on the return). These restrictions against breaking the downrange 180° angle apply to all holsters and methods of draw/re-holster. This allowance applies to all types/styles of holsters, from canted double strong side to cross draw, to shoulder/Huckleberry rigs."

LONG GUNS THAT SLIP AND FALL

MSV (Clarification 2020 WR TG mtg.): If shooter discards a long gun after use, and is at complete rest for a very brief moment, then slips and falls without breaking the 170, then a MSV.

Stage DQ: 1) Long gun is in continuous motion and falls. 2) Shooter bumps a prop and long gun falls. 3) Shooter knocks the long gun and it falls.

Dropped firearm – a firearm that has left the shooter's control and comes to rest at a location or position other than where it was intended.

p. 15: “A rifle is considered SAFE for movement (in hand, while moving through a stage) in the following condition only:

- Hammer fully down on an empty chamber or expended round, action closed.
- Action open, round on carrier or in chamber.”

p. 15: “A shotgun is considered SAFE for movement (in hand, while moving through a stage) in the following conditions only:

- Action open, round in chamber or on carrier.
- Hammer(s) fully down on an empty chamber(s) or expended round(s), action closed.”

p. 15: “All long guns initially staged on a horizontal surface shall be staged lying flat where at least the rear of the trigger guard is on the staging area.”

p. 16: “If the long gun is not discarded empty prior to the next firearm being fired, only the shooter may return to open and/or clear the firearm at the end of the stage under the observation of the TO.”

HITTING TARGET WITH THE WRONG FIREARM

p. 21: “Revolver, rifle, and shotgun targets must be engaged with the appropriate type of firearm. A MISS is defined as the failure to hit the appropriate target type using the appropriate type of firearm and includes: ... Each target hit with an incorrect firearm – either intentionally or by mistake.”

- So if the shooter hits rifle targets with their pistol(s) or pistol targets with their rifle, then each target hit with the inappropriate firearm is considered a Miss (not a procedural).
- The TO should assist the shooter, if at all possible (without further shooter incurred penalties), to get the shooter on the appropriate target type.

SHOOTERS’S CHOICE – REPLACING EJECTED/DEFECTIVE ROUNDS (PaleWolf Brunelle, SASS #2495)

A shooter who ejects a rifle round in the middle of a shooting string has FOUR choices:

- 1) Re-engage same target; then reload at the end of the string for the last

target = No Penalty

2) Re-engage same target w/NO reload = Miss for the ejected (unfired) round

3) Skip to next target w/NO reload = Miss

4) Skip to next target w/reload/return to re-engage skipped target = Procedural

Whether you are a new Cowboy Action Shooter or have been shooting for years.....it's always good to be reminded of SASS Rules. They were created to keep everyone safe.

[Return to Main pages](#)