

Thunder River World-Guardian

August, 2021

©Thunder River Renegades, Inc.

Vol. XI, No 8

The Oldest *Cowboy Action Shooting Club in Grimes County, Texas*

⁹/₁₀ of a mile north of the Texas Renaissance Festival Main Entrance—look for the **Red, White & Blue** sign

Match this Saturday: August 7, 2021: match of **5** stages.

Registration cut off **8:30**

Thanks to **GW Ketchum** for writing this match's scenarios based on the 2021 End of Trail and Black Gold events.

If I owned Texas and all Hell, I would rent out Texas and live in Hell,"
General Philip Sheridan, August, 1866



The Torch has been passed: as noted previously **Nile City Slick** is dealing with some serious medical issues. These are of a chronic nature which will occupy him for the foreseeable future.


He was the driving force behind the planning, building, decorating and operation of **Stage 1: The TRR Depot** (we have various members “adopt” stages to monitor needs and do minor tasks that crop up from time to time.)

Slick has decided to step down for now and has asked **Dusty Bottoms** to take over the day to day (month to month?) care and feeding of Stage 1.

We appreciate both of these dedicated members for their willingness to go beyond the minimum and be part of the reason TRR is the best cowboy action shooting club in Grimes County, TX.

In recognition for all the work **Slick** has done at our club, from being one of the Long Range Range Masters, to shepherding the design and building of the Train Depot, Stage one to being part of the mowing and weed-

whacking crews throughout the years we have renamed Stage 1 in his honor. Below are pictures of the **Nile City Depot**, the new name for Stage 1.



Territorial Governor Report from EoT

Hi all.

I attended the TG meeting at EoT. There were no agenda items and precious little floor conversation.

► The only topic was a shooter who was making his own black powder and his loads were very inconsistent and considered dangerous. The question was should SASS have a position on this? The answer was each club is an independent operation and each club is responsible for safe operations of their club.

Inconsistent loads represent a risk to all participants and it was suggested that if the shooter could not load consistent ammo he should get better ammo or not shoot.



Targets, Target Order and Target Stands

Some clubs allow that if you hit the target stand that is counted as a hit. The target stand by the very nature of having its own separate name is NOT the target. Most clubs do NOT count the target stand as part of the target. TRR does not count the target stand as part of the target. You could miss the target by a foot or more and still hit the bottom of the target stand. That is a MISS.

► A quick reminder that we at TRR do not care if a shooter wants to number the targets left to right or right to left. A 1,2,3,4,5 sweep is the same shot either direction. The same holds for all sweeps and any stage scenario directions where the targets are numbered. This gives the shooter option and choices. We want everybody to have as much safe fun as possible.

The General Store Floor

Has been repaired. Support beams were added, a sub floor added and the original floor piece reinstalled. Took less than an hour and I was still drenched in sweat. (see additional article on this below)



Looking forward to the Fall/Winter: Are you an **arborist**?

Do you know what that it means? Can you pronounce it? If any of these are within your skill set you are just the person we need come time when the leaves drop (from the cold not the heat.)



We have two sets of native trees growing to the left of our road as you get even with the porta-potty building on the south end of the range. They could use some pruning for two reasons. First it is a *bear*, grizzly not teddy, to mow around them. They do all they can to dislodge the operator of the mower.



Second, the ***TRR Flora and Fauna Committee*** ably chaired by **Rawhide** feels some judicious thinning and general cropping of the foliage would add to the overall ambiance of the range.

We also have the **Lazarus Tree** planted by **Lorelei Longshot** in his honor that may or may not be in need of similar services but this would need to be discussed with her before anything it done to that memorial.

Remove Barrel Leading using Penetrating Oil:

every so often I get some stubborn leading that seems to defy all scrubbing techniques including wrapping the bore brush with copper “steel” wool. That’s when I break out the Kroil® Oil and let chemistry take over from brute force.

This method will probably work with any type of penetrating oil but since Kroil® is one of the most expensive I use it <humor>. Another required item is a rubber stopper that fits tight in the bore and there is the optional bullet level to keep the firearm vertical. It does take a bit longer than the bore brush and patches but most of the time is letting the oil do its “thing.”



[Click here to go to rest of article](#)

A Look at the Man behind the Curtain: here is one quick report on how things got fixed at the range. At the July 31 Practice Day **Ellie** and **Rawhide** reported one of the floor boards had broken and we were now proud owners of a hole right smack dab in the center of the building—can't shoot when people are disappearing below grade.




Rawhide took measurements and was planning on fixing this soon. As he and **Ellie** are working on their version of the Taj Mahal and have been living with the chickens till the roof is finished the floor fix wouldn't happen overnight . . . or would it?

When I let the powers-that-be know of the situation, **TJD** got up early yesterday, arrived at the range before the chickens woke (what is it with chickens in this article?) and took care of the problem.


And he even took pictures as he completed the job!




Broken Section



Removed and Dutchmen made



Dutchmen installed



New piece in place

Cowboy Match War Stories: a collection of the lighter side of reliving the Old West with firearms from that period. This is a continuing section and we welcome all submissions

♥When Lady Luck is on your side: I had just finished a match and worked really hard to shoot it clean (read this as: took forever to shoot it). More by luck than skill I was able to hit everything.

Comes time to clean my Marlin and after removing the lever and bolt I turn the rifle on its side to drop out the ejector. It does come out, but it does so in two pieces. Don't know how long it was broken but it kept working. Sometimes Lady Luck is your friend.

♦Early in my joining this hobby/sport/obsession I was down to my last firearm on the last stage and so far I was shooting clean. Shouldered the rifle and as I was firing I was also thinking—the more I shot the harder I though. “Happy” to say that with all this over thinking was able to easily miss the very last shot of the match. Lady Luck is fickle, no doubt about it.

♣Quick story: showed up at the range with everything but my pistols. Scoring doesn’t do well when you yell, “Bang, Bang,” instead of actually firing live ammo.

♠Back in the day, at the old Texas Regulators range off Mueschke Rd. it begin to rain. Got a bit harder. Finally TJD wanders down the line saying match is cancelled. Since my posse were Men of the Old West we decided to finish the stage. By the time we got to the truck it was a solid deluge. From 10 feet everything was gray in color and hard to see because of the rain. And we still had to load up all our stuff and get in.

Needless to say, everything, from the firearms, gun carts, and leather, not to mention my socks and underwear were fully soaked. It took about 4 days to get all the hardware, holsters and pistols dry.

Fun Fact: never use hot air to dry leather—I was lucky that Osage told me this before the left the range.

“Clean Matches, No Procedurals”

June 26:

Doc Bury Em
Thunderhawk
Caledonia Red
Cowboy
Ranger Bill
Shotgun Steve
Rusty Elder
Poor Red

July 10:

Thunderhawk
Shotgun Steve
Texas Six
Rusty Elder

July 24

Texas Scout
Texas Rooster
Osage Mike
Shadow Doc
Shotgun Steve
Col MacKenzie

Top Ten Shooters

June 26:

Doc Bury Em
Thunderhawk
Caledonia Red
Dealin Lead
Rawhide
Manassas Jack
Cowboy
Osage Mike
Ranger Bill
Shotgun Steve

July 3:

Thunderhawk
Texas Jack Daniels
Shotgun Steve
Manassas Jack
Crockett Texas
Ranger Bill
Texas Six
Ranger Will Ketchum
Rusty Elder
Frio Kid

July 24

Texas Scout
GW Ketchum
Lead Lead Vaquero
TJD
Lead Dobber
Texas Rooster
Cherokee Jones
Osage Mike
Shadow Doc
Rawhide

Top Lady Shooters

June 26:

Ellie Mae

July 10:

Ruby Red Rider
Red Rouge

July 24

Ellie Mae
Ruby Red Rider
Miss Hoppy

The Thunder River Mercantile

Off-Cowboy but still a lot of fun: Did you know that **Crockett** is a Class 3 FFL? This means he can handle **suppressor (silencer)** sales. From the talk round the pavilion this sound like a lot of fun and while not cheap still is within the price range of many of us.

For more details contact him at: trentffl@gmail.com



Everyone has been noticing all the wonderful signs appearing around the range. We have **Suzie Q** and **GW Ketchum** to thank for them.

Their son commercially makes

them up in Willis so if you're in the market for some custom made ones of your own give them a call (936.827.2560) or catch them on FaceBook: [click on their name] [Fallow Fabrications](#)



R3L Co.
Ruby Red Raw Lead Co.



50 Pounds Raw Lead
 Recycled from Indoor Range
 \$45.00 each
 \$40.00 (3 or more)

rubyredrider.cas@gmail.com




John Powers, Gunsmith



Powers Metal Works
 228 Colorado Rd.
 Duson, LA 70529

Phone number for Texas
 281.513.3438 Cell
 281.254.7881 Fax
 NEW LA number: 337.940.9400

Down South Leather
 Custom Leather Goods for the Cowboy Lifestyle
 by "Rusty Reb"



RustyReb49@yahoo.com

346-261-9620

Down South Leather, Custom Leather Goods for the Cowboy Life Style by **Rusty Reb** is proud to announce the opening of its Houston branch. Contact **Rusty** and discuss your needs and wants; he's only an email or phone call away: RustyReb49@Yahoo.com or

346-261-962



Osage Mike's: I'm a one man shop building custom leather goods for cowboy action shooters. I build holsters, cartridge belts, shotgun belts and cowboy shooter accessories one at a time. TRR member **Osage Mike**, jayemgee@msn.com Phone: 281.785.2397

Shooting once a month not enough?

Oakwood Outlaws

2nd Sat. & Sun. every month and the Monday following the 2nd weekend.www.oakwoodoutlaws.org/

Willow Hole Cowboys 3rd Weekend of the month

<http://www.willowholecowboys.com/>

TRR Officers 2021

El Jefe: **Crash**

president@thunderriverrenegades.com

Vice-Pres: **Willie Cheatem**

vicepresident@thunderriverrenegades.com

Secretary: **cheyenne**

secretary@thunderriverrenegades.com

Treasurer: **Osage Mike**

treasurer@thunderriverrenegades.com

Range Master: **Texas Jack Daniels**

RangeMaster@thunderriverrenegades.com

TG: **Texas Jack Daniels (TJD)**

RangeMaster@thunderriverrenegades.com



Kroil Oil, rubber stopper, bullet level, revolver frame with cylinder and pin removed

In this picture the revolver is held in a vertical position. You can see the stopper in the forcing cone and the level resting on the back of the frame.

A poker chip is on top to keep the oil from evaporating during the soaking time.





Another view better showing the poker chip and level in the frame.

Once you have the revolver positioned add oil to the top of the bore and cover with the chip, if not used the oil level will drop quickly due to evaporation.

I usually let the barrel soak overnight then the next day return the oil to its container and use a tight fitting brush wrapped with the copper strands to remove the leading.

Remember the oil will not remove the leading just get under it so it will come out when you use a bore brush.

After the brush and a few patches I finish with a clean patch with a few drops of Rem Oil or similar.

[Return to article](#)